

OVERVIEW OF WEEKLY LEARNING EVENTS

Each week consists of the same series of learning events:

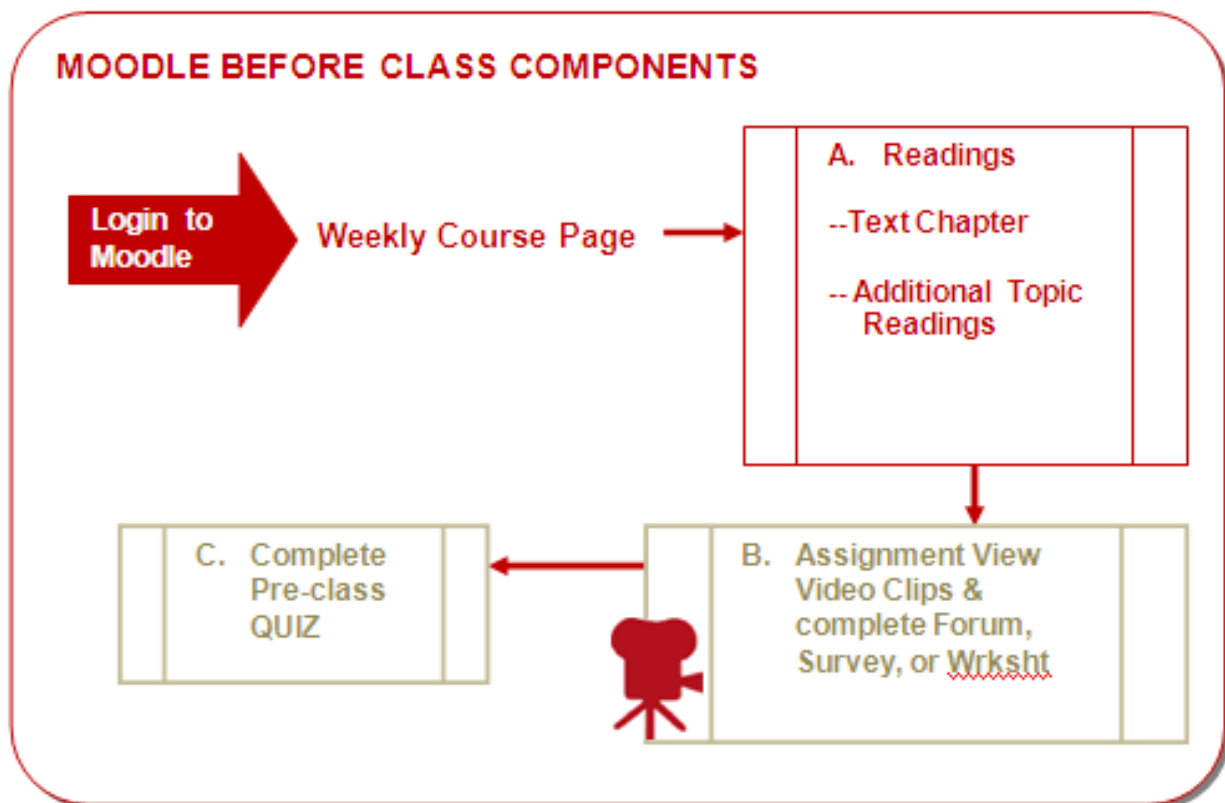
1. MOODLE BEFORE CLASS PREPARATION
2. CLASS SESSION
3. MOODLE AFTER CLASS FOLLOW UP
4. MICROTEACHING LAB SESSION

The following pages provide an overview of those events.

MOODLE BEFORE CLASS PREPARATION

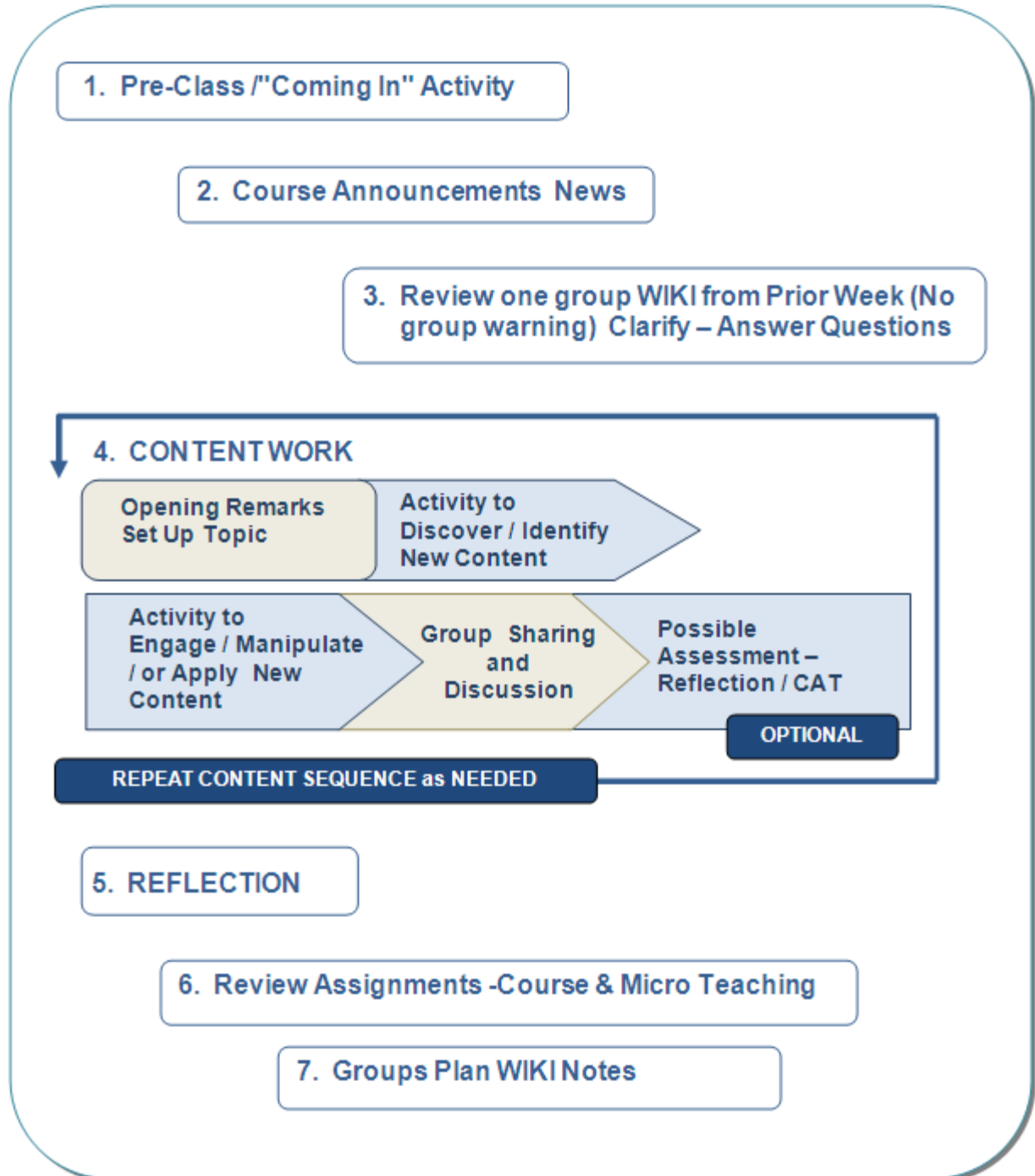
At the start of each week, the trainee logs into Moodle and goes to the weekly course page. Before class preparation consists of three basic components:

- A. The readings for the week
- B. Watching video clips and completing other assignments
- C. Completing the weekly quiz



CLASS SESSION

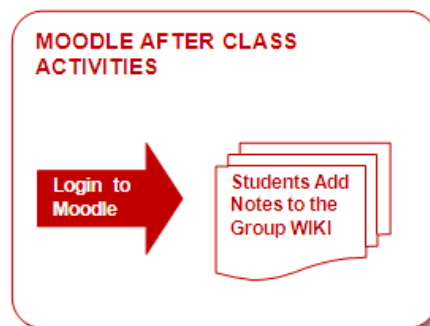
The diagram below illustrates the flow of a typical class session.



- 1 Coming In Activity**
A simple activity captures trainees' interest as they enter the classroom.
- 2 Course Announcements – News**
Remind trainees of any upcoming events and assignments.
- 3 WIKI Notes Review**
Choose one group (unannounced) to review /explain their WIKI entry.
- 4 Content Work – Round 1**
 1. Instructor's Opening Remarks – set up the topic
 2. Activities to discover new content and then engage/manipulate/apply content
 3. Group Sharing and Discussion
 4. OPTIONAL reflection and self-assessment**Content Work – Rounds 2 and 3** *(at discretion of the Instructor)*
- 5 Reflection**
Trainees reflect on what they've learned and the process of how they learned it.
- 6 Review Assignments – Course & Micro Teaching**
- 7 Groups Plan WIKI Notes**
Small Groups meet to begin synthesizing their reflection responses and planning their WIKI entry.

MOODLE AFTER CLASS FOLLOW UP

After class, trainees work in a group of three to compile their class notes and reflections in a Wiki.



MICRO-TEACHING LAB SESSION

The diagram below illustrates the preparation → presentation → reflection and evaluation cycle typical of the microteaching lab.

